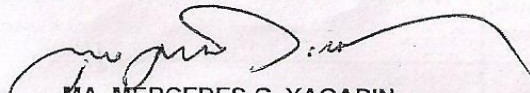



Performance Measures				Baseline Data			CY 2013 Targets	CY 2013 ACCOMPLISHMENT	RATING
Description	Formula	Weight 2013	Data Provider	2010	2011	2012			
MFO 2- Regulation and Development of the Rice and Corn Industry									
Quantity 1:									
No. of licensed and registered grains businessmen	Absolute Number	5.00%	NFA	84,786	74,515	69,140	71,000	69,513	4.90%
Quantity 2:									
No. of Ugnayans with major stakeholders	Absolute Number	10.00%	NFA	N/A	N/A	average of 8 per province	At least 1 Ugnayan per province (86 provinces)	more than 1 (21 on the average)	10.000%
Timeliness 1:									
Percentage of complaints acted upon within the given turn-around-time (72 hours)	Complaints acted upon within TAT / Total Complaints	5.00%	NFA	100%	100%	100%	100%	3.46	5.00%
Sub-total of weights:		20.00%							19.90%
GAS - General Administrative Services									
Sub-total of weights: 10.00%									
Average no. of days to remit funds to provinces from written request	Average no. of days	10.00%	NFA	5 working days (average)	5 working days (average)	5 working days (average)	7 working days	3.16	10.00%
Sub-total of weights:		10.00%							10.00%
Total weights:		100.00%							94.09%

Certified Correct:



MA. MERCEDES G. YACAPIN
 Department Manager
 Corporate Planning & Mngnt. Services

_____ Date



CELIA Z. TAN
 Deputy Administrator for Finance & Admin.

_____ Date

Approved by:


ORLAN A. CALAYAG
 NFA Administrator

_____ Date


PROCESO J. ALCALA
 Chairperson, NFA Council

_____ Date