


National Food Authority

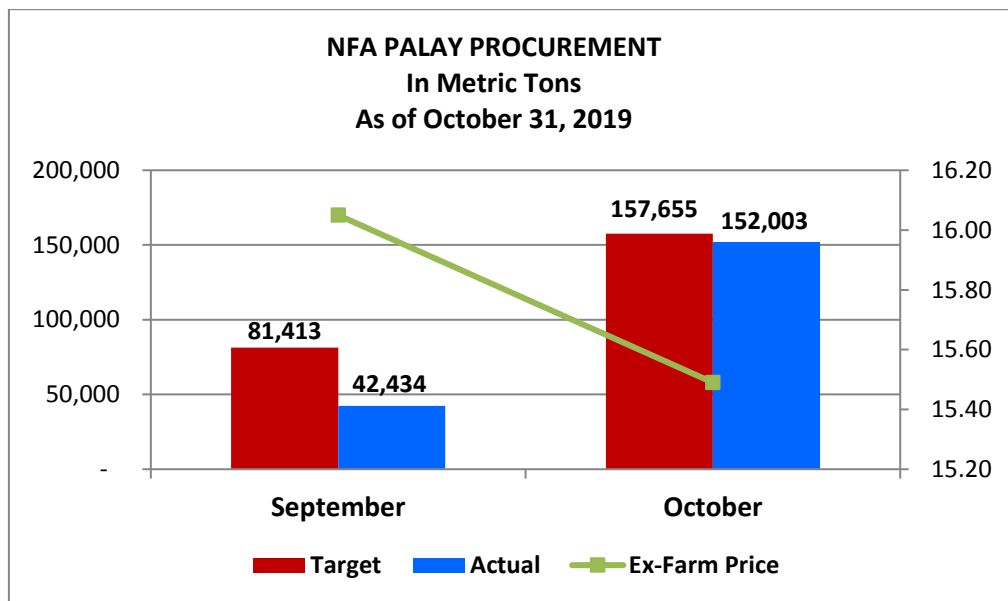
**October 2019
Accomplishment Report**



I. SUPPLY AND PRICE OF STAPLE CEREALS

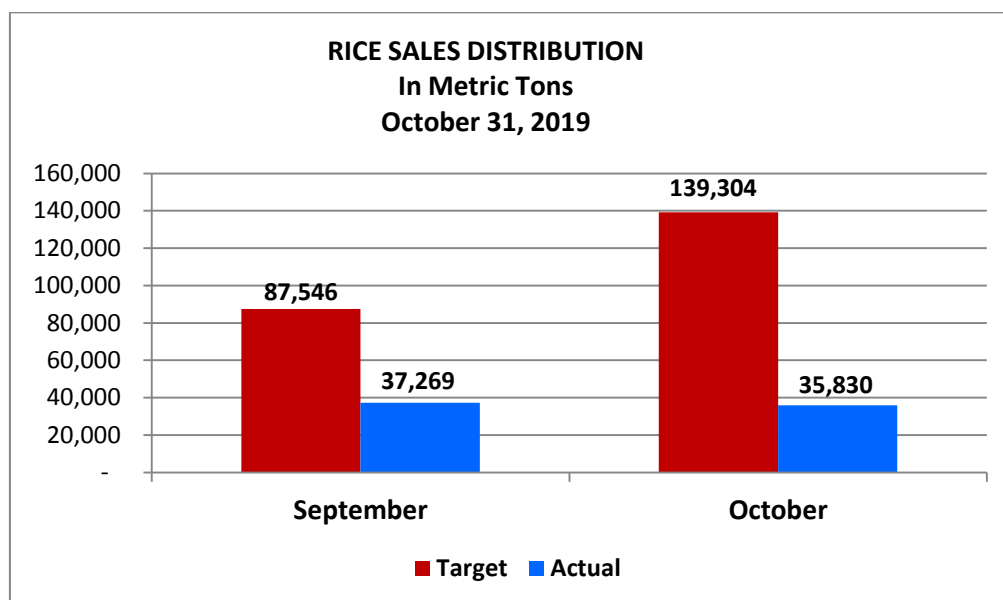
PROCUREMENT

For the month of October 2019, NFA procured 152,003 MT of palay, which is 96% accomplishment of the month's target of 157,655 MT. The high procurement is attributed to the onset of harvest season and high buying price of NFA at ₱19.00/kg. The January to October 31, 2019 procurement is 68% accomplishment or 494,554 MT of palay procured of the annual operational target of 723,000 MT, and 127% accomplishment of the original Council-approved procurement target for the year.



DISTRIBUTION

For the month of October, NFA distributed 35,830 MT of rice, equivalent to 25.72% accomplishment of the month's target of 139,304 MT. The low distribution can be attributed to abundant supply of imported rice in market. January todate accomplishment is 62% equivalent to 639,708 MT of the annual target of 1,025,710 MT.



PRICES

Based on the Philippine Statistics Authority (PSA) summary ex-farm prices of palay/rice, the average ex-farm price posted a decrease of ₱1.51 from last month's price of ₱16.05 to ₱15.49 for this month. This is ₱ 3.51/kg. lower than the buying price of NFA at ₱19.00.

Average Ex-Farm Prices vs NFA Buying Price

(Price per kg.)

October 31, 2019

Commodity	NFA Buying Price	Ex-Farm Price	Price Diff. (In peso/kg)
Palay	19.00	15.49	3.51
YGN	12.30	12.19	(0.11)
WGN	13.00	14.09	(1.09)

Wholesale and retail prices of WMR and RMR posted decreases of ₱0.54/kg and ₱0.29/kg. and ₱0.47/kg and P0.51./kg. respectively. Prices of white corn decreased by P0.16/kg. on the wholesale level and an increased by P1.20/kg. on the retail level. On the other hand wholesale and retail prices of yellow corn both increased by ₱0.40/kg. and ₱0.15/kg.

Average Prevailing Wholesale / Retail Price of Rice and Corn

(Peso per Kg.)

October 31, 2019

<i>Commodity</i>	<i>October</i>	<i>September</i>	<i>Price Diff in (Peso/Kg)</i>
<i>Wholesale</i>			
WMR	37.81	38.35	(0.54)
RMR	41.86	42.15	(0.29)
YGN	21.15	20.75	0.40
WGN	17.13	17.29	(0.16)
<i>Retail</i>			
WMR	33.74	34.21	(0.47)
RMR	37.22	37.73	(0.51)
YGN	25.77	25.62	0.15
WGN	27.89	26.69	1.20

II. BUFFER STOCK OF STAPLE CEREALS EFFECTIVELY MANAGED

RICE STOCK INVENTORY

As of October 31, 2019 NFA stock inventory of 9,081,527 bags (total rice equivalent – TRE) or 454,076 MT, is good to last for 13.93 days, based on the 2019 national daily rice consumption requirement of 32,593 MT.

NATIONAL QUALITY ASSESSMENT REPORT (QSAR) ON NFA STOCKS

The total volume of assessed NFA stored grains as of October 31, 2019 was 12,487,700 bags, composed of palay, milled rice and corn grains, an increase of 22.99% from September volume of 10,153,537 bags. Stocks fit as food (rice) and feed (corn) represent 99.995% of the total assessed grains. Stocks for disposition were 445.20 bags, composed of (0.005) totally damaged milled rice.

CLASSIFICATION/ CONDITION OF STOCKS	Quantity (in 50-kg bags)	PERCENTAGE (%)	
Good Quality (GQ)	9,823,708.00	78.667	
Treated	2,633,362.70	21.088	99.996
For treatment	30,184.20	0.241	
-Sweepings	0.00	0.000	
-Partially Damaged	0.00	0.000	0.004
Totally Damaged	445.20	0.004	
TOTAL	12,487,700.10		100%

FOOD DEVELOPMENT CENTER

Testing

For the month of October, FDC performed 2 physical and sensory evaluation, 88 chemical analysis and 89 microbiological quality evaluations, to determine safety and quality of white rice, brown rice, corn grits, other cereals, and various food and food products. Other activities included the testing of packaging materials and label evaluation, heat penetration, and heat distribution test to establish and/or evaluate adequacy of thermal processes of canned goods; shelf life testing to establish shelf life of various packaged products; and the conduct of seminar/training.

Research and Development

- Development and Implementation of R & D projects
 - Prepared progress report on Arsenic in Rice, Mycotoxin in Rice
 - Final report prepared re: In-house verification of analytical method for the determination of Mercury in cereal grains

Training Programs

- Implemented/conducted eight training courses to food industry and other government agencies.
- Prepared/revised five training course materials.
- Prepared six evaluation report on the implementation of training courses.

Industry Liaison

- Evaluated 46 clients' technical inquiries and recommended FDC analyses/services to meet international standards.
- Maintained FDC website and FDC wifi network.
- Monitored and delivered 133 FDC technical reports to stakeholders.

ISO Compliance

- Implemented eight QA activities for testing laboratories.
- Maintenance and upgrading of the FDC ISO 9001:2015 Certification and ISO/IEC 17025:2005 accreditation.

Operational accomplishment of FDC representing served services to clients for the month of October 2019 amounted to ₱1,059,569.46. Income from collections received from clients' request for FDC services (RFDCS) is ₱708,886.50.

III. DEVELOPMENTAL REGULATION OF THE GRAINS INDUSTRY IMPLEMENTED AND ENFORCED

Cooperative Development Incentive Fee (CDIF)

For the month of October 2019, the CDIF balance of 1,734 farmer organizations nationwide amounted to ₱51,808,050.76. CDIF utilization for the month of October amounted to ₱5.747M, used for the purchase of farm inputs/fertilizers, and comprised 30.19% of the total utilization of the fund. The other 57.59% was used to purchase NFA rice.

CDIF PERCENTILE UTILIZATION

CDIF by Type of Utilization	Amount	Percent of Utilization
Purchase of Farm Inputs/Fertilizers	1,734,988.98	30.19
Payment of Loan Amortization	138,304.72	2.41
Purchase of NFA Rice	3,309,996.88	57.59
Purchase / Repair of Postharvest and Production Facilities	563,872.87	9.81
TOTAL	5,747,163.45	100%

III. MANAGEMENT EFFICIENCY AND COMPETENCY

CORPORATE PLANNING AND MANAGEMENT SERVICES

Information Technology/Systems Development/SOPs

- The development of the Electronic Integrated Financial Operation and Management Information System (e-IFOMIS) is at 97.27%. This covers the evaluation and validation of the results of pilot listings.
- The SOP on Revised Palay Procurement has been approved.

Corporate Planning

- Submitted Proposal for 2020 COB.
- Facilitated NFA National Planning Conference held on October 21-22, 2019 in Nasugbu Batangas.
- Prepared Marching Orders from the NFA National Planning Conference held on October 21-22, 2019 in Nasugbu Batangas
- Submitted 3rd Quarter Performance Scorecard Report
- Prepared memorandum regarding Updates on NFA's compliance to RA11203 and its IRR.
- Prepared NFA Public Investment Program (PIP) for FY 2021, 2022 and 2023.

Asset Rationalization Program:

a) Divestment of Assets

- Submitted to NFA Council Complete Staff Work (CSW) on FLGC Unit III in Maragusan, Compostela Valley

b) Evaluation

- Proposed turn-over of Administrative & Operation of General Santos from Region XI to Region XII.
- Construction of NFA Region XII Regional Office in Koronadal City.
- FLGC warehouse in Brgy. Bugallon, North Ramon, Isabela

LEAP

- Attended/prepared materials on Senate Budget Hearing.
- Prepared letter reply/comment re: Joint Resolution directing the DA & NFA to directly purchase palay from local farmers for the rice subsidy program of DSWD, DILG, DND, DOTR, DENR and LGUs.

LEGAL AFFAIRS

For the month, 534 activities pertaining to adjudication, documentation and litigation were undertaken:

Adjudication	48
Submission of position papers, memoranda & other pleadings and processes	4
Motions/Pleading filed	11
Judicial affidavits prepared	6
FIR's reviewed/submitted	6
Draft Decision for Review	17
Opinions Prepared	2
Accomplishment report prepared	2
Documentation & Legal Research	24
Contracts reviewed/evaluated	5
Opinions rendered	5
Notice of Disallowance	14
Litigation	462
Hearing/s attended by Lawyers	26
Pleadings, memoranda & related documents prepared by Lawyers	7
Opinions, reports, requests, queries & communications prepared and sent by Lawyers	36
Favorable decisions from Court	3
Certifications/COC of no pending case	390
TOTAL	534

INTERNAL AUDIT SERVICES

In October 2019, the following Audit Services were conducted:

I. AUDIT ENGAGEMENTS

- A. Special Audit of COA findings re: Construction of two-storey Records Center Extension Building at NFA-ACA Compound – Completed
- B. Review of Computation of Perpetual Leave Cards – two completed; four on-going

II. Tolerable Allowance (TOLA)

- A. Issued 16 Certifications of Stock (Grains and MTS) Accountabilities of NFA officials and rank and file employees.
- B. Regional Summary of Shortages TOLA Status Report – per status of accountability as of June 30, 2019 - completed

- C. Regional Consolidation of doable action plans for the year 2019-2020 of stock Accountable Officers' Stock Shortages as of December 31, 2018 – completed.

PUBLIC AFFAIRS

1. News Releases:
 - NFA prepares to procure more palay from local farmers
 - Council revises NFA's palay procurement and rice distribution strategies
2. Maintained NFA facebook account. posted/reposted PRs and news articles related to NFA
 - Replied to 280 queries on NFA facebook account
 - Twitted and re-twitted news and tweets re: NFA particularly on the NFA rice distribution, palay procurement, employees' protest on NFA abolition and Ugnayan
 -
3. Coordinated the following:
 - Malacañang Hotline 8888: relayed/endorsed seventy two (72) complaints to concerned office/officials/employees; followed up and ensured prompt compliance on complaints and endorsed same to the Office of the President.
4. Monitored and clipped 359 news items on NFA corporate and agri-related issues and concerns and provided copies to concerned NFA officials.

FINANCE & ADMINISTRATION

CONTRIBUTION TO THE ECONOMY:

NFA has contributed **P3,026,665.025.69** to the country's economy in terms of the following increase in economic activities.

PARTICULARS		AMOUNT
1	Palay Procurement	3,026,665.025.69
3	Rent Expenses	4,352,607.03
4	Transportation & Deliveries Expenses	70,212,892.25
5	General Services	4,068,676.48
6	Janitorial Services	8,640,746.77
7	Security Services	29,220,654.22
8	Drying	780,524.76
9	Milling	2,404,641.01
10	Handling	67,806,206.79
11	Tax Witheld from Employees' Compensation	9,664,398.61
12	Tax Witheld from Suppliers of Goods & Services	22,639,721.90
TOTAL		3,246,456,095.51

Debt - Management

Particulars	Balance as of October 30, 2019 (in Million Pesos)
I Short-Term Credit Lines	47,577.839
II Long-Term Loans	
LBP – Notes	4,050.000
Various Creditors – Treasury Bonds	39,937.500
Long Term Notes Syndicated – New	7,920.000
LBP	4,500.000
DBP	4,500.000
Foreign-Japanese Rice Loan	77.191
Net Lending	59,433.371
TOTAL BANK LOANS	158,995.901

HUMAN RESOURCE MANAGEMENT

NFA PERSONNEL COMPLEMENT as of October 31, 2019

	No. of Positions
Regular Plantilla	<u>4,436</u>
Central Office	<u>615</u>
Executive	62
Rank & File	553
Field Office	<u>3,821</u>
Executive	115
Rank & File	3,706
CTI Personnel (Rank & File)	<u>268</u>
Central Office	48
Field Office	220
Total	<u>4,704</u>