


# **National Food Authority**

## **1st Quarter Accomplishment Report**

**(January - March 2019)**

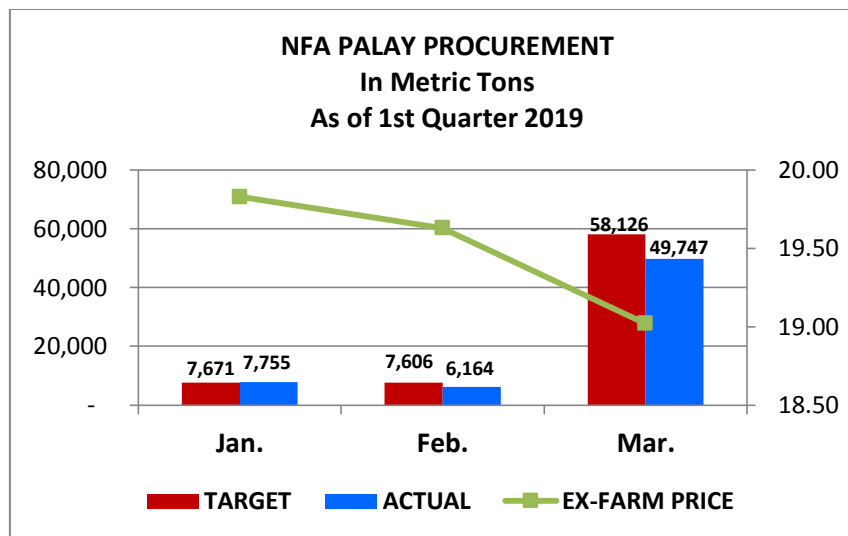


## I. STABLE SUPPLY AND PRICE OF STAPLE CEREALS

### PROCUREMENT

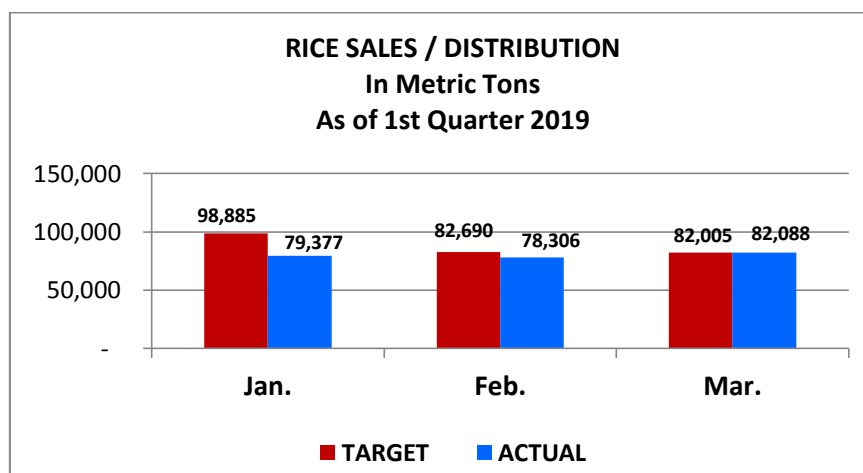
#### Palay

For the 1st quarter of 2019 NFA procured 63,666.25 MT of palay, which is 89.24% accomplishment of the quarter's target of 73,403.60 MT. This is 41.89% higher than the 2.40% accomplishment for same quarter last year. The increase in procurement for this quarter is due to the additional ₱3.00 incentive given by NFA as Buffer Stocking Incentive (BSI).



### DISTRIBUTION

For the 1st quarter of 2019, NFA distributed 239,770.50 MT of rice, equivalent to 91.69% accomplishment of the quarter's target of 263,580 MT. NFA injected more rice in the market despite very low inventory to cushion the effect of increasing commercial prices of rice and make available low-priced rice for the poor.



## **IMPORTATION**

The 703,000 MT of imported rice bided on November 2019, in open tender and government to government scheme, were already delivered during the 1<sup>st</sup> quarter of 2019.

### **SUMMARY OF RICE IMPORT ARRIVALS**

As of March 31, 2019

(In Metric Tons)

<b>DETAILS</b>	<b>NFA IMPORTATION</b>		<b>TOTAL</b>
	<b>Open Tender</b>	<b>Government to Government</b>	
Date of Bidding	Nov. 20, 2018	Nov. 28, 2018	
Quantity Contracted (in MT)	500,000	203,000	
Dec-18	93,953.121	69,970.795	<b>163,923.92</b>
Jan-19	262,397.080	131,146.882	<b>393,543.96</b>
Feb-19	135,373.288	0.000	<b>135,373.29</b>
Mar-19	3,858.035	0.000	<b>3,858.04</b>
<b>TOTAL</b>	<b>495,581.524</b>	<b>201,117.677</b>	<b>696,699.20</b>

## **PRICES**

### **Average Ex-Farm Prices vs NFA Buying Price**

(Price per kg)

1st Quarter 2019

<b>Commodity</b>	<b>NFA Buying Price</b>	<b>Ex-Farm Price</b>	<b>Price Diff. (In peso/kg)</b>
Palay	17.00	19.49	<b>(2.49)</b>
YGN	12.30	13.88	<b>(1.58)</b>
WGN	13.00	14.56	<b>(1.56)</b>

The average ex-farm prices of palay for the quarter at ₱19.49/kg posted a ₱2.49/kg difference from the NFA's buying price of ₱17.00/kg. Likewise, ex-farm prices for yellow corn at ₱13.88/kg and white corn at ₱14.56/kg were higher by ₱1.58/kg and ₱1.56/kg respectively, compared to the NFA buying price.

NFA started to buy palay at ₱20.70/kg. with the approval of Buffer Stocking Incentive (BSI) on October 12, 2018, consists of basic buying price of palay at ₱17.00/kg with additional incentives of ₱0.30 for CDIF, ₱0.20 for delivery fee, ₱0.20 for drying fee and ₱3.00 for Buffer Stocking.

**Average Prevailing Wholesale/Retail Price of Rice and Corn**  
(Peso per kg)  
1st Quarter 2019

<i>Commodity</i>	<i>March</i>	<i>February</i>	<i>January</i>	<i>Average Price</i>
<b>Whole Sale</b>				
WMR	40.62	41.29	41.59	41.17
RMR	37.07	37.90	38.45	37.81
YGN	19.53	19.47	20.30	19.77
WGN	22.12	21.03	20.75	21.30
<b>Retail</b>				
WMR	44.22	44.69	45.07	44.66
RMR	40.17	40.88	41.38	40.81
YGN	24.64	24.72	25.41	24.92
WGN	28.81	28.22	28.12	28.38

For the 1st quarter of 2019, WMR and RMR wholesale prices posted an average price of ₱41.17/kg and ₱37.81/kg, respectively. Both showed increases of ₱2.08/kg and ₱2.44/kg compared to the average prices in the 4th quarter of last year, respectively. On the retail level, WMR and RMR average prices were at ₱44.66/kg and ₱40.81/kg, with average increases of ₱2.23/kg and ₱2.64/kg compared to last year, respectively. Likewise, yellow corn wholesale and retail prices in the 1st quarter of 2019 manifested increases of ₱0.89/kg and ₱0.81/kg, respectively, from 4<sup>th</sup> Qtr. Of last year. White corn on the other hand, showed decreases of ₱0.41/kg in the average wholesale price, ₱0.21/kg in the retail level was noted, compared to the average prices in the 4th quarter of 2018.

## II. BUFFER STOCK OF STAPLE CEREALS EFFECTIVELY MANAGED

### RICE STOCK INVENTORY

For the 1st quarter of 2019, NFA had an average stock inventory of 9,104,941 bags (total rice equivalent – TRE) or 455,247 MT, good to last for an average of 14 days, based on the 2019 national daily rice consumption requirement of 32,013 MT. An average of 128.5 days to last, based on average daily sales.

## **NATIONAL QUALITY ASSESSMENT (QSAR) OF NFA STOCKS**

The total volume of assessed NFA stored grains as of the end of 1<sup>st</sup> Quarter of 2019 was 12,026,954 bags, composed of palay, and milled rice, an increase of 19.97% from the February 2019 volume of 10,024,963 bags. Stocks fit as food (rice) and feed (corn) represent 99.997% of the total assessed grains. Stocks for disposition were 284.60 bags (0.003%) composed of 93.00 bags (0.001%) partially damaged stocks, and 191.60 bags (0.002%) of totally damaged milled rice.

<b>CLASSIFICATION/ CONDITION OF STOCKS</b>	<b>Quantity (in 50-kg bags)</b>	<b>PERCENTAGE (%)</b>
Good Quality (GQ)	11,934,111.80	99.228
Treated	92,557.60	0.770
For treatment	0.00	0.000
<b>Total for Disposition</b>	<b>284.60</b>	
-Sweepings	0.00	0.000
-Partially Damaged	93.00	0.001
Totally Damaged	191.60	0.002
<b>TOTAL</b>	<b>12,026,954.00</b>	<b>100%</b>

### **III. DEVELOPMENTAL REGULATION OF THE GRAINS INDUSTRY IMPLEMENTED AND ENFORCED**

#### **REGISTERED/LICENSED GRAINS BUSINESSMEN**

<b>PARTICULARS</b>	
<b>R/L Fees Collection</b>	<b>66,941,696.56</b>
<b>Mobile Licensing</b>	<b>4,161,363.67</b>
<b>Advance Collections (2019-2021)</b>	<b>1,078,056.70</b>
2019 Applicants: 396	364,189.80
2020 Applicants: 327	712,106.90
2021 Applicants: 3	1,760.00
<b>No. of R/L Applicants</b>	<b>28,416</b>
<b>METAL PLATES (@ P200/pc)</b>	
- No. of Issuances of Metal Plates	2,321
- Amount	464,200.00

For the 1<sup>st</sup> quarter of 2019, NFA registered and licensed 28,416 applicants, 726 of whom availed of the advance license scheme. Total R/L collections on grains business activities amounted to ₱66,941,696.56, which includes collection from mobile licensing amounting to ₱4,161,363.67, and ₱1,078,056.70 from advance license collections. There were 2,321 metal plates issued/sold for ₱464,200.00. For the quarter, the R/L fees posted an accomplishment of 44.04% of the annual target collection of ₱152M.

### **UGNAYANs (Farmers' Assembly)**

<b>Performance Indicator</b>	<b>Accomplishment</b>
UGNAYANs conducted	50
Participants	1,427

For the 1st quarter of 2019, 50 UGNAYANs were conducted, participated in by 1,427 NFA stakeholders. Registration and Licensing, Rules and regulation and Rice Liberalization Law (SB 1998) were among the topics discussed during the sessions.

### **PHIL. GRAINS STANDARDIZATION PROGRAM (PGSP)**

<b>Performance Indicator</b>	<b>Accomplishment</b>
Grains Business Establishment Inspected	14,178
Meetings/Seminars/Trainings	
Number conducted	7,940
Number of Participants	18,101
Press Releases made	69
PGSP Violation cases filed	0

To check whether the PGSP Rules and Regulations are strictly observed, 14,178 grains business establishments were inspected for the 1st quarter of 2019. NFA conducted 7,940 meetings, seminars and trainings to advocate PGSP rules and regulations, participated in by 18,101 NFA Stakeholders.

### **NFA PRIVATE SECTOR RICE IMPORTATION**

<b>Performance Indicator</b>	<b>Accomplishment</b>
Number of NFA Licensed Importers	133
- Farmers' Organizations	39
- Other Sectors (Non-Farmers)	94

For the 1st quarter of 2019, NFA issued/renewed licenses to 133 importers: 39 for farmers' organizations and 94 for grains businessmen. Compared to the 4th quarter of last year, there was a 156.5% increase in licensed importers from farmers' organization, and a 109.5% increase from grains businessmen.